

How to make an insect hotel



wildlife
watch



the express way!

What you need:



- hollow plant stems, like bamboo canes



- twigs and sticks




- string

- 1 Collect handfuls of stems, twigs and sticks.
- 2 Tie the bundles quite tightly in two places.
- 3 Post into a hedge / bush or hang in a sheltered place.




the deluxe way!

What you need:



- Small logs or untreated timber



- hollow plant stems, like bamboo canes

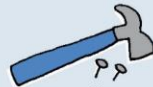


- twigs and sticks

An adult to help with tools:



- woodsaw




- nails and hammer or screwdriver and wood screws



- drill and 5mm wood bit

- 1 Make a wooden frame, fixing the wood with screws or nails.



- 2 Fill the frame with stems, twigs and sticks.



- 3 Fix a wire loop to the back of the frame and hang somewhere sheltered.



Illustration: Corinne Welch © Copyright Royal Society of Wildlife Trusts 2015